
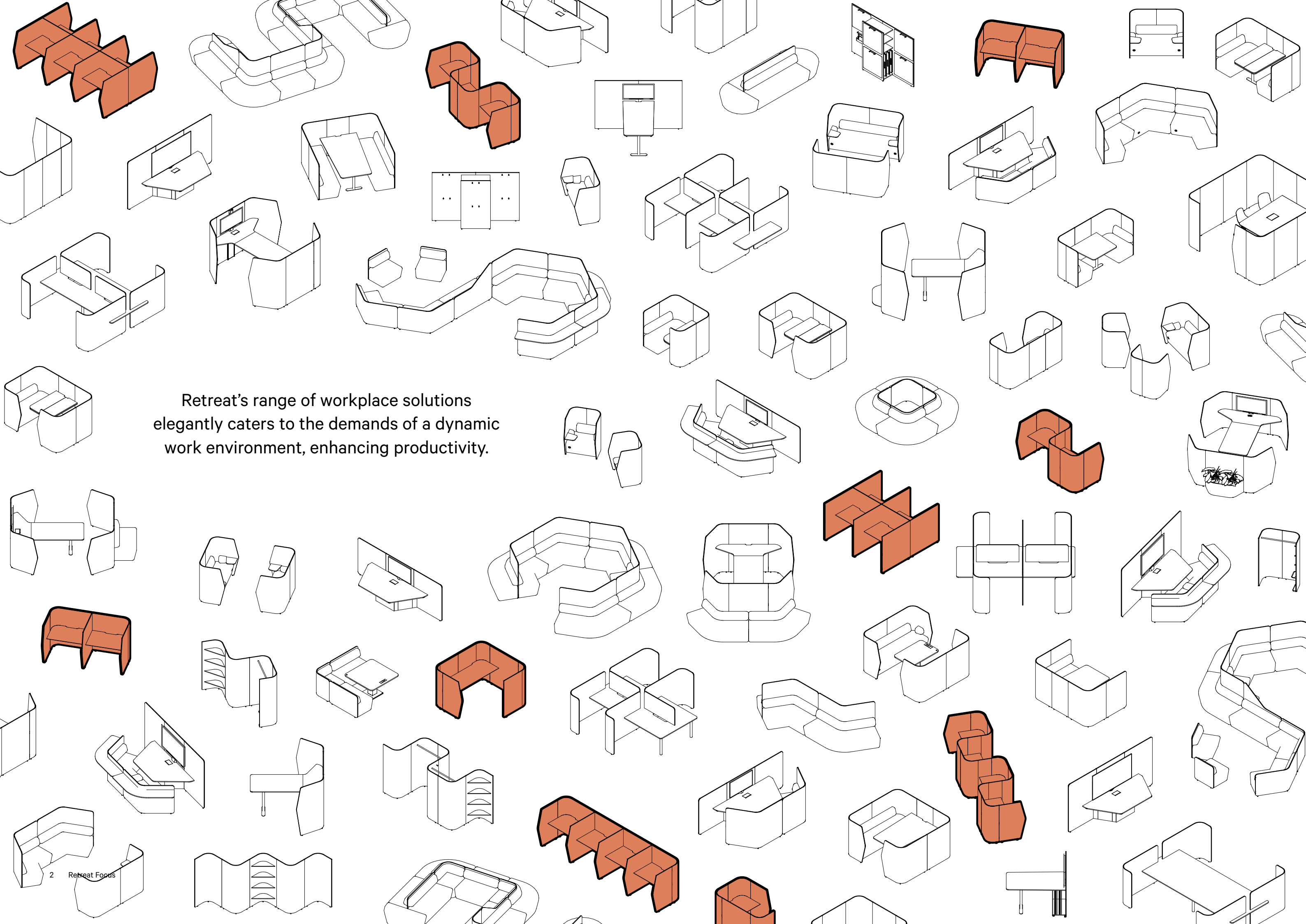


HFA

RETREAT FOCUS

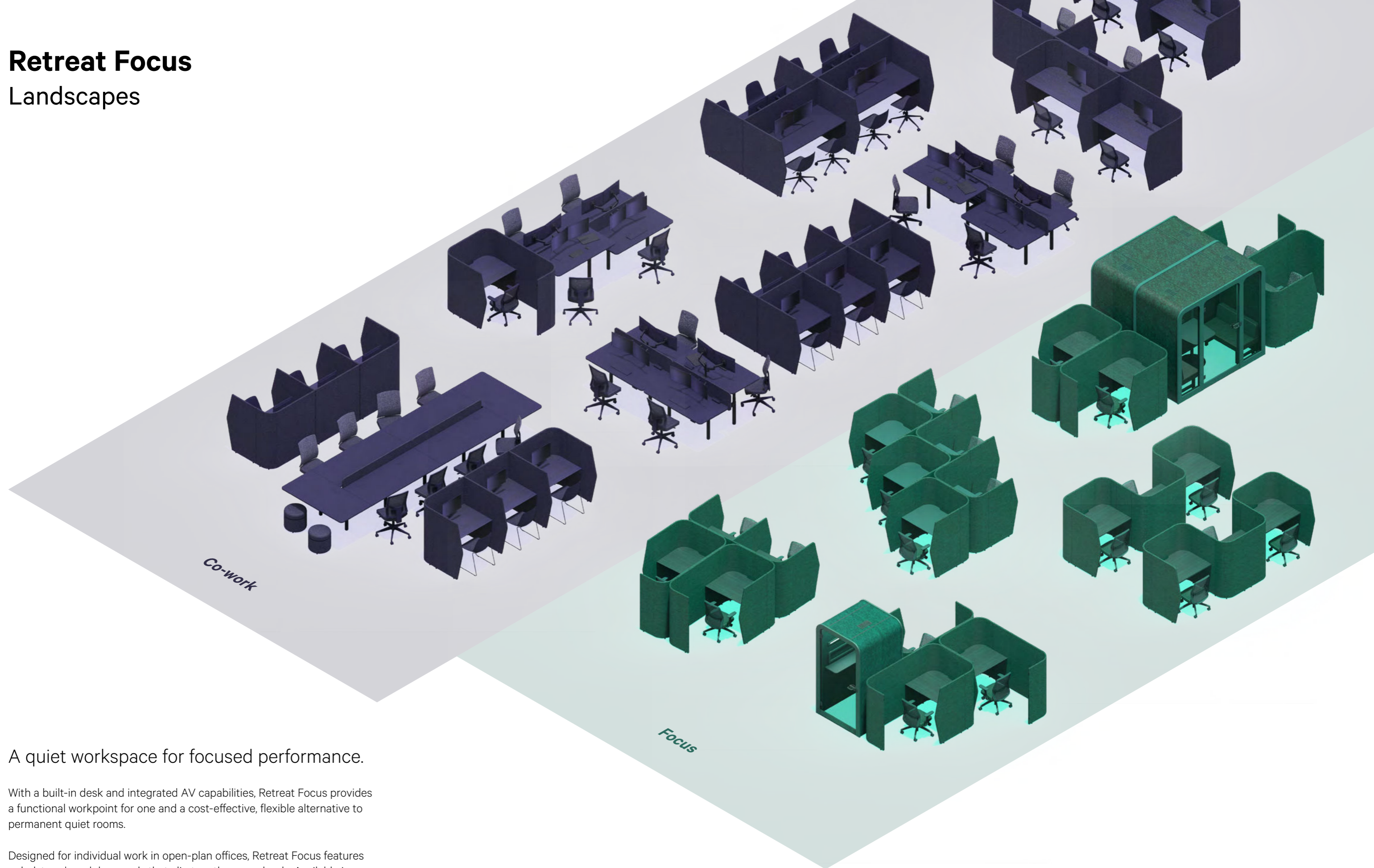




Retreat's range of workplace solutions elegantly caters to the demands of a dynamic work environment, enhancing productivity.

Retreat Focus

Landscapes



A quiet workspace for focused performance.

With a built-in desk and integrated AV capabilities, Retreat Focus provides a functional workpoint for one and a cost-effective, flexible alternative to permanent quiet rooms.

Designed for individual work in open-plan offices, Retreat Focus features upholstered modular panels that clip together seamlessly. Available in a variety of configurations and fabrics, it adapts easily to your space and evolving needs.

Retreat Focus

Enhanced productivity and wellbeing

Retreat Focus is a semi-private personal workspace where you can step away from the noise and concentrate. Foam-backed 1,350mm walls provide acoustic privacy in high-traffic areas while shielding you from visual distractions.




Retreat Focus

Multiple configurations

Arrange Focus booths to suit your style and floor plan. Choose from single pods or grouped layouts: up to 4 desks side by side or in a zigzag, or up to 8 desks back-to-back. Each design is available with rounded or square corners to match your aesthetic.



Pod



Custom side by side



Back to back

Zigzag

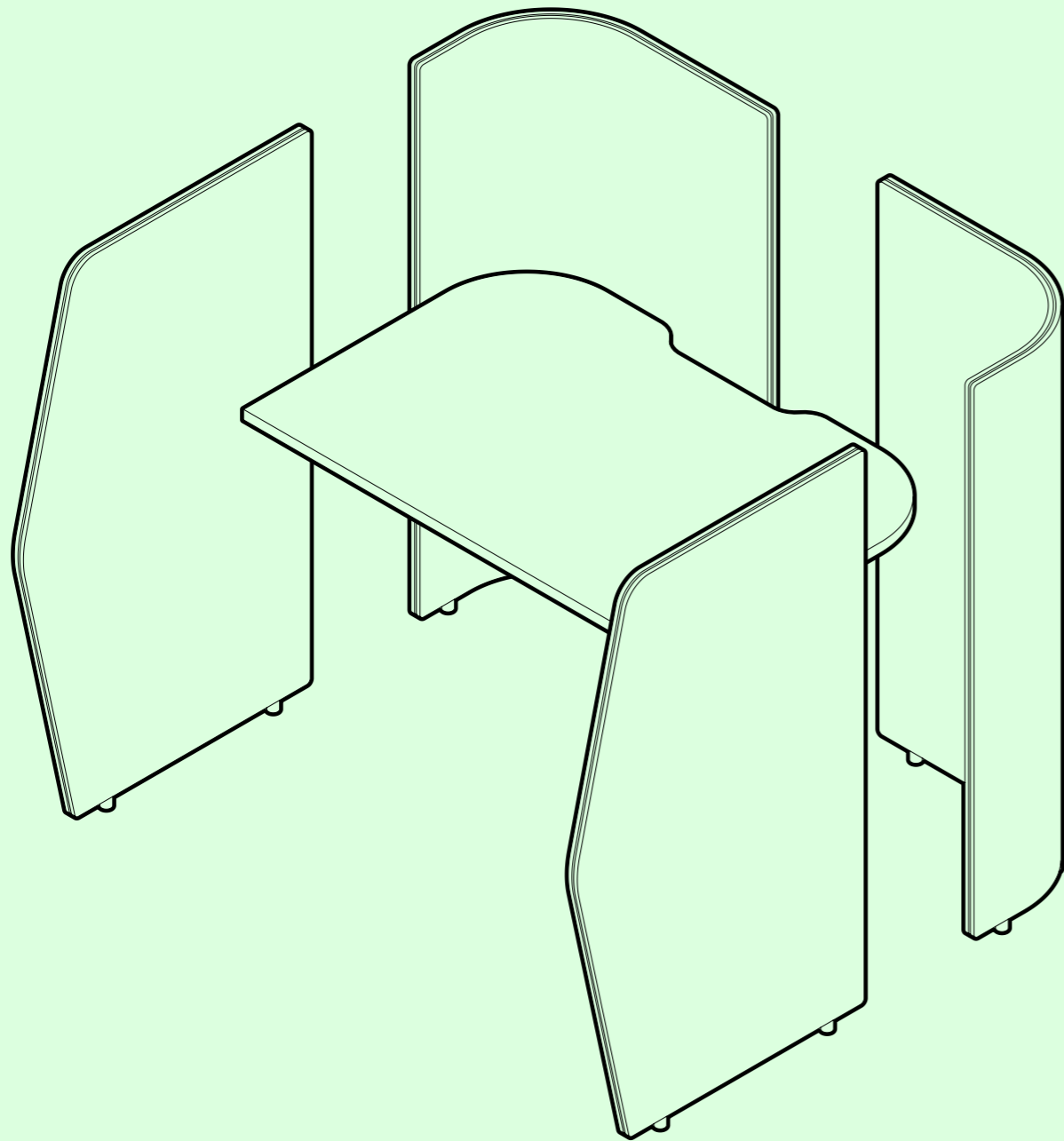


Considered form and function

A wraparound design encloses a built-in desk available in your choice of finishes and widths from 1,200mm to 2,000mm. A scallop cutout allows space for a monitor arm and above-desk power rail while an under-desk tray conceals cables and devices. Add an Echo Duo module for built-in desk power and charging.

A handy bag hook keeps your belongings off the floor for a safe, tidy work area while levelling glides ensure stability on uneven surfaces.

Retreat Focus



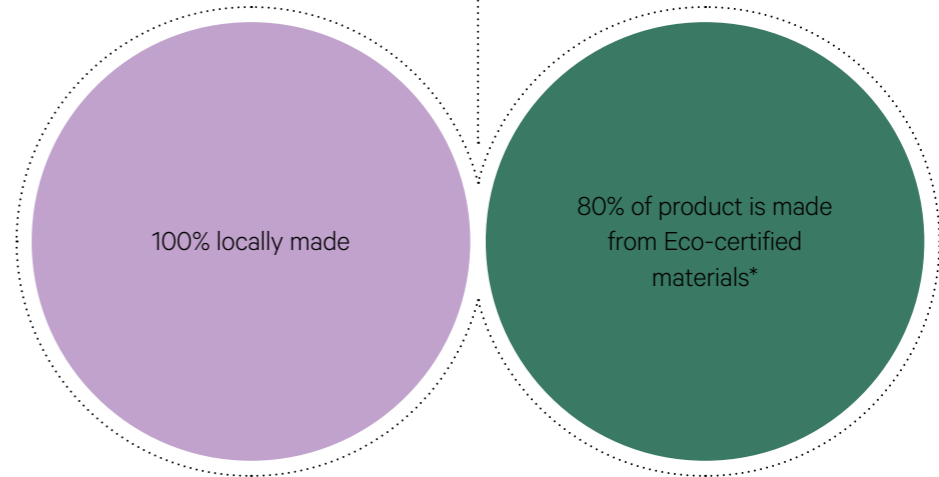
Sustainable by Design

Clever hidden connections join upholstered panels for easy installation, reupholstering, and reconfiguration – promoting longevity, economy, and sustainability. The worktop can also be replaced to refresh the look or adapt to new finishes in the future.

Panels include metal T-nut inserts designed for repeated unscrewing and reuse without surface damage, ensuring durability, portability, and circular design. They also make assembly even easier – no measuring or guesswork needed for a perfect installation every time.



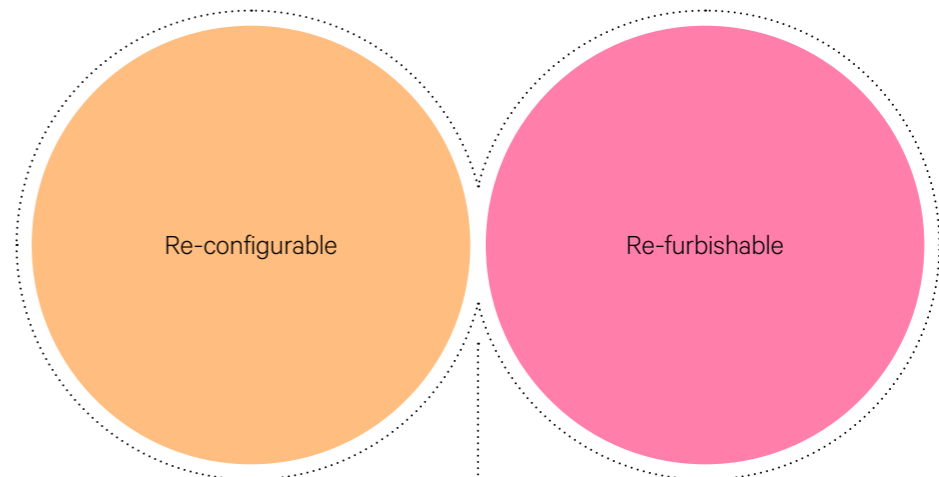
We carefully select the appropriate materials to maximize local sourcing and eco-friendliness.



Materials

x

Lifespan



Prolongs the product's life by repurposing it in different arrangements and/or rejuvenating it with new fabric.

* Calculated by weight, Eco Choice Aotearoa certified

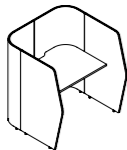
Specifications

Single / Side by Side

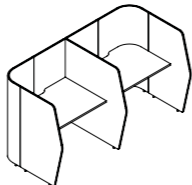
To specify top colours, add the below suffix to the end of the part number:
 -01 for white tops
 -03 for coloured tops

CURVED CORNERS

SINGLE



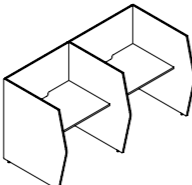
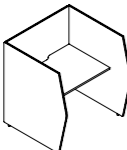
2 SIDE BY SIDE



Width	No power	Echo Duo	Top
1200W	RTF-0008617	RTF-0010843	-01/03
1400W	RTF-0009151	RTF-0010844	-01/03
1600W	RTF-0009274	RTF-0010845	-01/03
1800W	RTF-0009275	RTF-0010846	-01/03
2000W	RTF-0009276	RTF-0010847	-01/03

Width	No power	Echo Duo	Top
1200W	RTF-0009142	RTF-0010984	-01/03
1400W	RTF-0009534	RTF-0010985	-01/03
1600W	RTF-0009535	RTF-0010986	-01/03
1800W	RTF-0009536	RTF-0010987	-01/03
2000W	RTF-0009537	RTF-0010988	-01/03

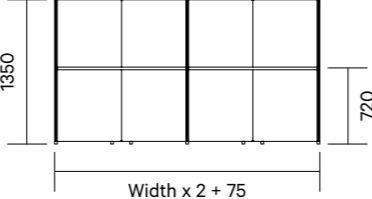
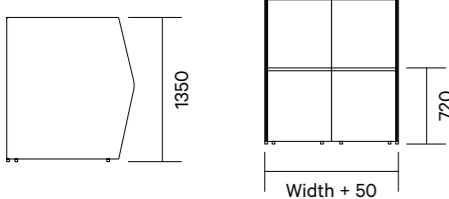
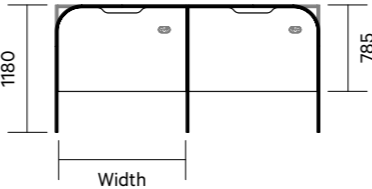
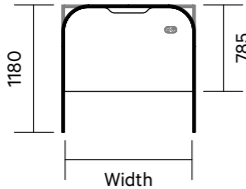
SQUARE CORNERS



Width	No power	Echo Duo	Top
1200W	RTF-0011774	RTF-0011784	-01/03
1400W	RTF-0011775	RTF-0011785	-01/03
1600W	RTF-0011776	RTF-0011786	-01/03
1800W	RTF-0011777	RTF-0011787	-01/03
2000W	RTF-0011778	RTF-0011788	-01/03

Width	No power	Echo Duo	Top
1200W	RTF-0012022	RTF-0012032	-01/03
1400W	RTF-0012023	RTF-0012033	-01/03
1600W	RTF-0012024	RTF-0012034	-01/03
1800W	RTF-0012025	RTF-0012035	-01/03
2000W	RTF-0012026	RTF-0012036	-01/03

DIMENSIONS



Specifications

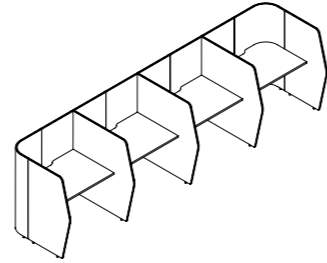
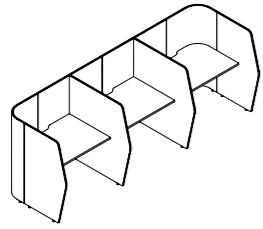
Side by Side

To specify top colours, add the below suffix to the end of the part number:
 -01 for white tops
 -03 for coloured tops

3 SIDE BY SIDE

4 SIDE BY SIDE

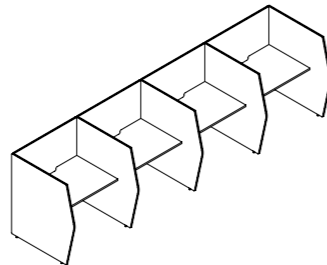
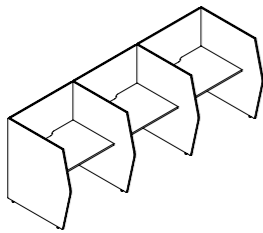
CURVED CORNERS



Width	No power	Echo Duo	Top
1200W	RTF-0008617	RTF-0010843	-01/03
1400W	RTF-0009151	RTF-0010844	-01/03
1600W	RTF-0009274	RTF-0010845	-01/03
1800W	RTF-0009275	RTF-0010846	-01/03
2000W	RTF-0009276	RTF-0010847	-01/03

Width	No power	Echo Duo	Top
1200W	RTF-0009142	RTF-0010984	-01/03
1400W	RTF-0009534	RTF-0010985	-01/03
1600W	RTF-0009535	RTF-0010986	-01/03
1800W	RTF-0009536	RTF-0010987	-01/03
2000W	RTF-0009537	RTF-0010988	-01/03

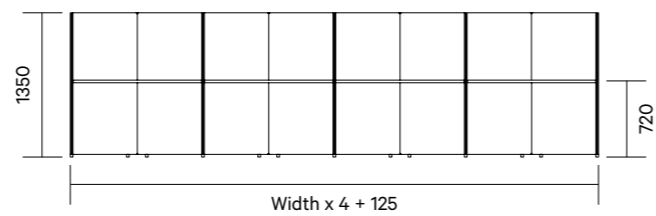
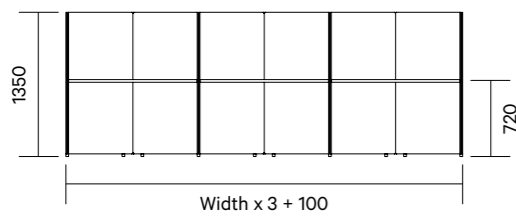
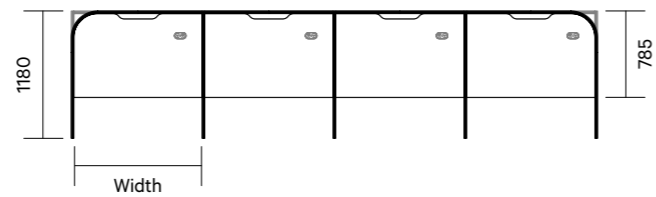
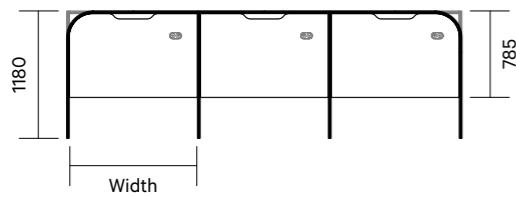
SQUARE CORNERS



Width	No power	Echo Duo	Top
1200W	RTF-0011774	RTF-0011784	-01/03
1400W	RTF-0011775	RTF-0011785	-01/03
1600W	RTF-0011776	RTF-0011786	-01/03
1800W	RTF-0011777	RTF-0011787	-01/03
2000W	RTF-0011778	RTF-0011788	-01/03

Width	No power	Echo Duo	Top
1200W	RTF-0012022	RTF-0012032	-01/03
1400W	RTF-0012023	RTF-0012033	-01/03
1600W	RTF-0012024	RTF-0012034	-01/03
1800W	RTF-0012025	RTF-0012035	-01/03
2000W	RTF-0012026	RTF-0012036	-01/03

DIMENSIONS



Specifications

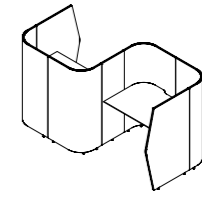
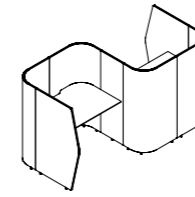
Zigzag

To specify top colours, add the below suffix to the end of the part number:
 -01 for white tops
 -03 for coloured tops

2 ZIG-ZAG LEFT ENTRY

2 ZIG-ZAG RIGHT ENTRY

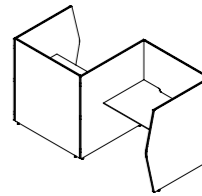
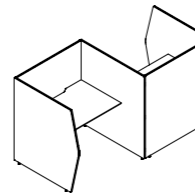
CURVED CORNERS



Width	No power	Echo Duo	Top
1200W	RTF-0011507	RTF-0011560	-01/03
1400W	RTF-0011508	RTF-0011561	-01/03
1600W	RTF-0011509	RTF-0011562	-01/03
1800W	RTF-0011510	RTF-0011563	-01/03
2000W	RTF-0011511	RTF-0011564	-01/03

Width	No power	Echo Duo	Top
1200W	RTF-0009555	RTF-0011545	-01/03
1400W	RTF-0011645	RTF-0011546	-01/03
1600W	RTF-0011646	RTF-0011547	-01/03
1800W	RTF-0011647	RTF-0011548	-01/03
2000W	RTF-0011648	RTF-0011549	-01/03

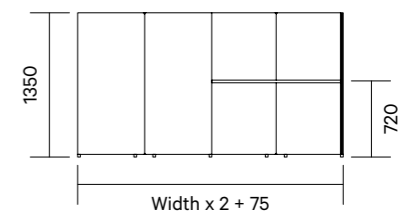
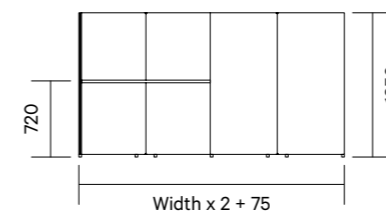
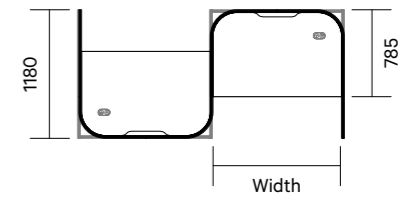
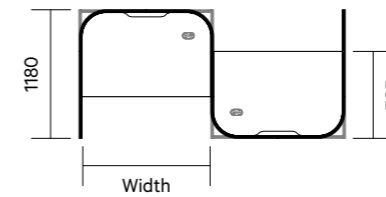
SQUARE CORNERS



Width	No power	Echo Duo	Top
1200W	RTF-0012331	RTF-0012381	-01/03
1400W	RTF-0012332	RTF-0012382	-01/03
1600W	RTF-0012333	RTF-0012383	-01/03
1800W	RTF-0012334	RTF-0012384	-01/03
2000W	RTF-0012335	RTF-0012385	-01/03

Width	No power	Echo Duo	Top
1200W	RTF-0012321	RTF-0012371	-01/03
1400W	RTF-0012322	RTF-0012372	-01/03
1600W	RTF-0012323	RTF-0012373	-01/03
1800W	RTF-0012324	RTF-0012374	-01/03
2000W	RTF-0012325	RTF-0012375	-01/03

DIMENSIONS



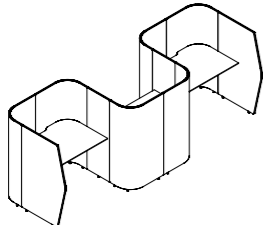
Specifications

Zigzag

To specify top colours, add the below suffix to the end of the part number:
 -01 for white tops
 -03 for coloured tops

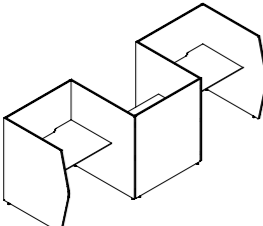
3 ZIG-ZAG

CURVED CORNERS



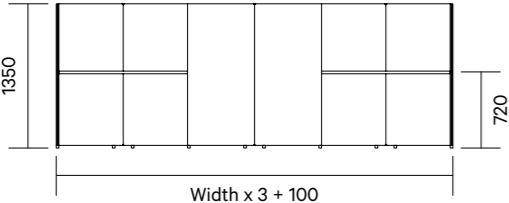
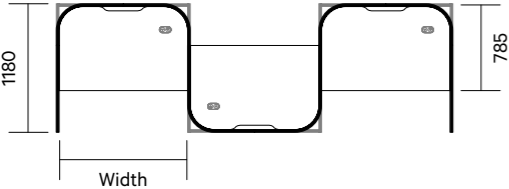
Width	No power	Echo Duo	Top
1200W	RTF-0010050	RTF-0011550	-01/03
1400W	RTF-0008733	RTF-0011551	-01/03
1600W	RTF-0011499	RTF-0011552	-01/03
1800W	RTF-0011500	RTF-0011553	-01/03
2000W	RTF-0011501	RTF-0011554	-01/03

SQUARE CORNERS



Width	No power	Echo Duo	Top
1200W	RTF-0012341	RTF-0012391	-01/03
1400W	RTF-0012342	RTF-0012392	-01/03
1600W	RTF-0012343	RTF-0012393	-01/03
1800W	RTF-0012344	RTF-0012394	-01/03
2000W	RTF-0012345	RTF-0012395	-01/03

DIMENSIONS



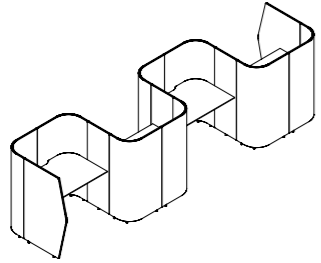
Specifications

Zigzag

To specify top colours, add the below suffix to the end of the part number:
 -01 for white tops
 -03 for coloured tops

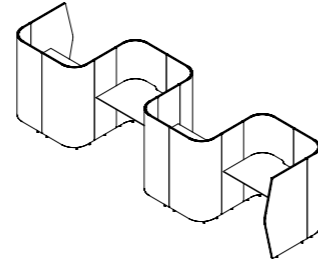
4 ZIG-ZAG LEFT ENTRY

CURVED CORNERS



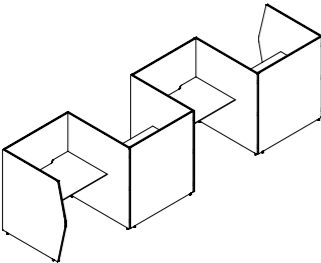
Width	No power	Echo Duo	Top
1200W	RTF-0011512	RTF-0011565	-01/03
1400W	RTF-0011513	RTF-0011566	-01/03
1600W	RTF-0011514	RTF-0011567	-01/03
1800W	RTF-0011515	RTF-0011568	-01/03
2000W	RTF-0011516	RTF-0011569	-01/03

4 ZIG-ZAG RIGHT ENTRY

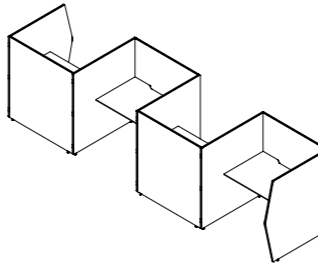


Width	No power	Echo Duo	Top
1200W	RTF-0011502	RTF-0011555	-01/03
1400W	RTF-0011503	RTF-0011556	-01/03
1600W	RTF-0011504	RTF-0011557	-01/03
1800W	RTF-0011505	RTF-0011558	-01/03
2000W	RTF-0011506	RTF-0011559	-01/03

SQUARE CORNERS

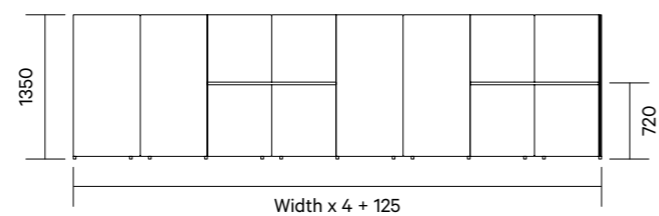
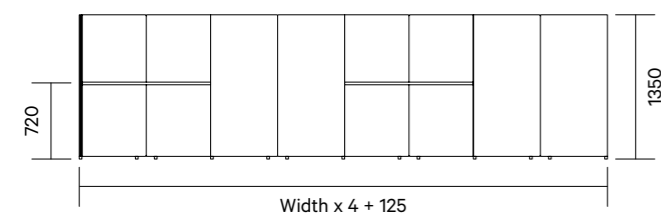
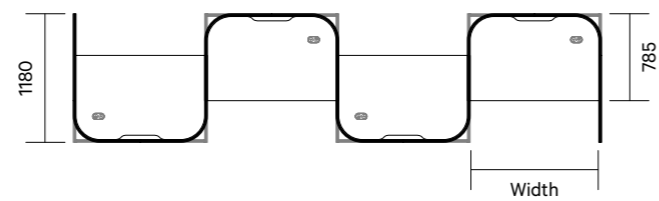
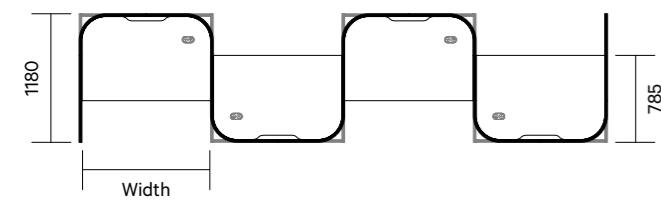


Width	No power	Echo Duo	Top
1200W	RTF-0012361	RTF-0012411	-01/03
1400W	RTF-0012362	RTF-0012412	-01/03
1600W	RTF-0012363	RTF-0012413	-01/03
1800W	RTF-0012364	RTF-0012414	-01/03
2000W	RTF-0012365	RTF-0012415	-01/03



Width	No power	Echo Duo	Top
1200W	RTF-0012351	RTF-0012401	-01/03
1400W	RTF-0012352	RTF-0012402	-01/03
1600W	RTF-0012353	RTF-0012403	-01/03
1800W	RTF-0012354	RTF-0012404	-01/03
2000W	RTF-0012355	RTF-0012405	-01/03

DIMENSIONS



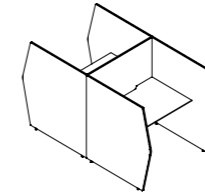
Specifications

Back-to-back

To specify top colours, add the below suffix to the end of the part number:
 -01 for white tops
 -03 for coloured tops

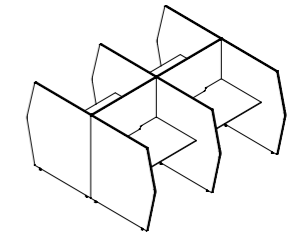
2 BACK-TO-BACK

SQUARE CORNERS



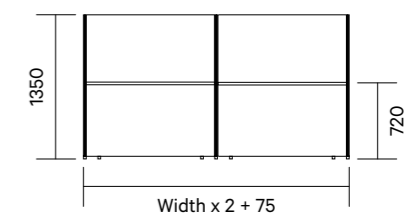
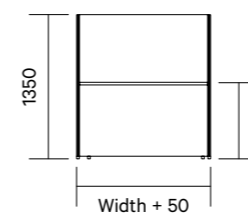
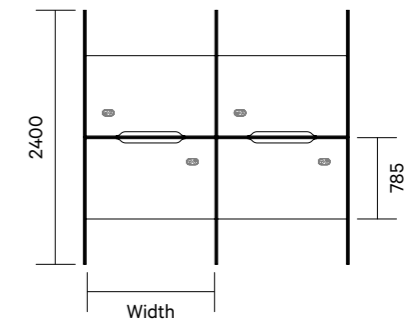
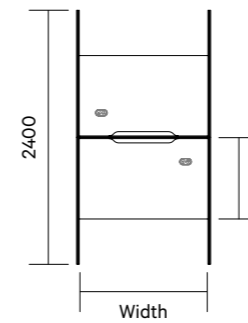
Width	No power	Echo Duo	Top
1200W	RTF-0012484	RTF-0012494	-01/03
1400W	RTF-0012485	RTF-0012495	-01/03
1600W	RTF-0012486	RTF-0012496	-01/03
1800W	RTF-0012487	RTF-0012497	-01/03
2000W	RTF-0012488	RTF-0012498	-01/03

4 BACK-TO-BACK



Width	No power	Echo Duo	Top
1200W	RTF-0012234	RTF-0012244	-01/03
1400W	RTF-0012235	RTF-0012245	-01/03
1600W	RTF-0012236	RTF-0012246	-01/03
1800W	RTF-0012237	RTF-0012247	-01/03
2000W	RTF-0012238	RTF-0012248	-01/03

DIMENSIONS



Specifications

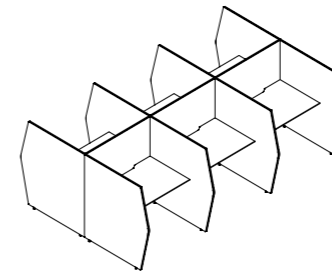
Back-to-back

To specify top colours, add the below suffix to the end of the part number:
 -01 for white tops
 -03 for coloured tops



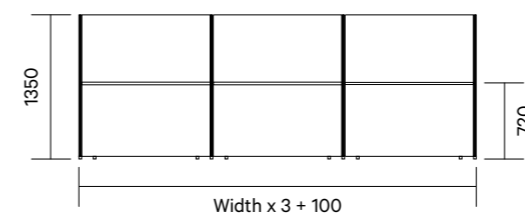
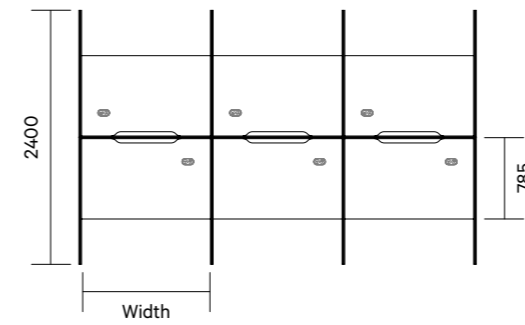
6 BACK-TO-BACK

SQUARE CORNERS



Width	No power	Echo Duo	Top
1200W	RTF-0012193	RTF-0012203	-01/03
1400W	RTF-0012194	RTF-0012204	-01/03
1600W	RTF-0012195	RTF-0012205	-01/03
1800W	RTF-0012196	RTF-0012206	-01/03
2000W	RTF-0012197	RTF-0012207	-01/03

DIMENSIONS



Specifications

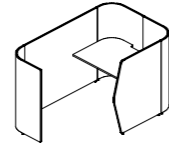
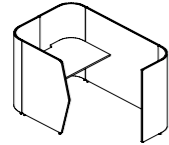
Pod

To specify top colours, add the below suffix to the end of the part number:
 -01 for white tops
 -03 for coloured tops

POD LEFT ENTRY

POD RIGHT ENTRY

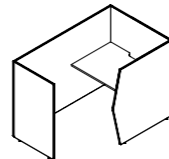
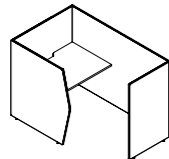
CURVED CORNERS



Width	No power	Echo Duo	Top
1200W	RTF-0009264	RTF-0011219	-01/03
1400W	RTF-0009265	RTF-0011220	-01/03
1600W	RTF-0009266	RTF-0011221	-01/03
1800W	RTF-0009267	RTF-0011222	-01/03
2000W	RTF-0009268	RTF-0011223	-01/03

Width	No power	Echo Duo	Top
1200W	RTF-0009034	RTF-0011209	-01/03
1400W	RTF-0009035	RTF-0011210	-01/03
1600W	RTF-0009036	RTF-0011211	-01/03
1800W	RTF-0009037	RTF-0011212	-01/03
2000W	RTF-0009038	RTF-0011213	-01/03

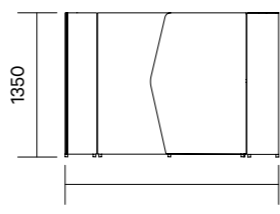
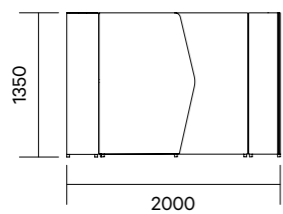
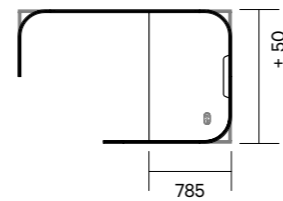
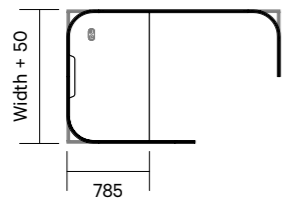
SQUARE CORNERS



Width	No power	Echo Duo	Top
1200W	RTF-0011940	RTF-0011950	-01/03
1400W	RTF-0011941	RTF-0011951	-01/03
1600W	RTF-0011942	RTF-0011952	-01/03
1800W	RTF-0011943	RTF-0011953	-01/03
2000W	RTF-0011944	RTF-0011954	-01/03

Width	No power	Echo Duo	Top
1200W	RTF-0011910	RTF-0011920	-01/03
1400W	RTF-0011911	RTF-0011921	-01/03
1600W	RTF-0011912	RTF-0011922	-01/03
1800W	RTF-0011913	RTF-0011923	-01/03
2000W	RTF-0011914	RTF-0011924	-01/03

DIMENSIONS





Retreat Focus

Optional Integrated Power

STANDARD SET UP



Scallop

Included in all versions Retreat Focus

ECHO DUO



Echo Duo

Available combinations:

- 1x Power outlet & USB A+C
- 1x Power outlet & wireless charging
- 1x Power outlet & HDMI
- 1x Power outlet & cable grommet cover

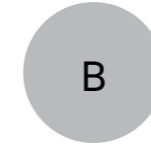
Specifications

Finish Options

FABRIC CONFIGURATIONS



Screen inside

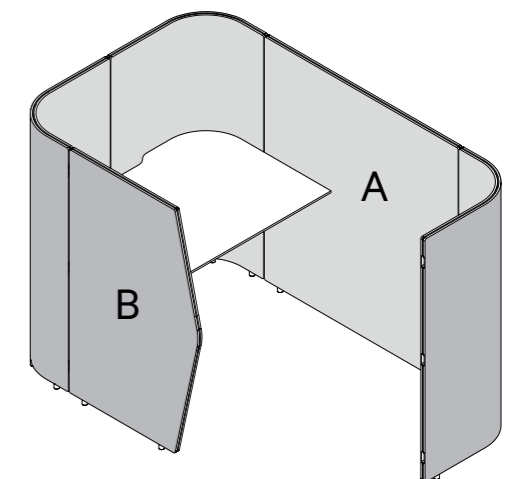
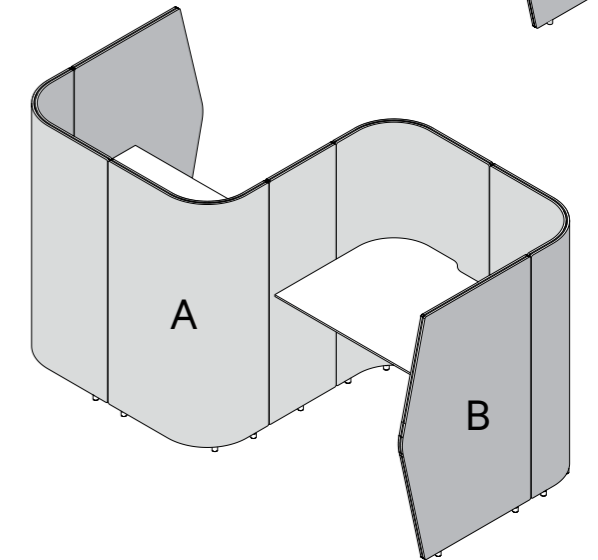
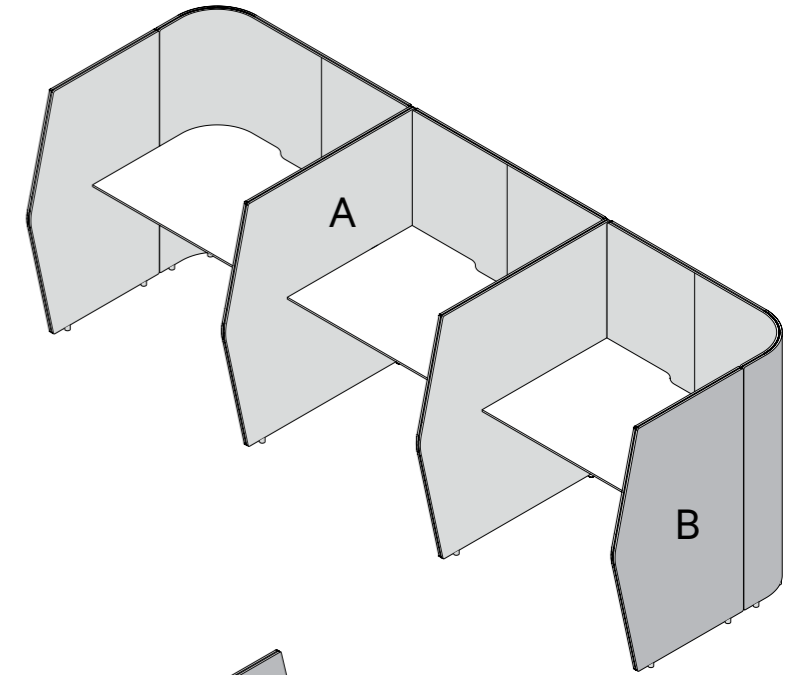


Screen outside

TABLE TOP OPTIONS

25mm table top with square edge

- Low pressure laminate
- High pressure laminate
- Veneer
- Solid timber
- Plywood



*We recommend A & B screens to use the same fabric






HFA



1F Marine Parade
Abbotsford, Victoria
3067 Australia

T +61 (3) 9818 8400
F +61 (3) 9818 6655
info@hfa.com.au

 ecf.com.au
 [ecf.hfa](https://www.facebook.com/ecf.hfa)
 [@ecf_hfa](https://www.instagram.com/ecf_hfa)

