

ecf | SHIFT



SHIFT

The Shift workstation is designed to meet the latest requirements in office usability and function. With its height adjustable top it allows freedom for the user to sit or stand all at the touch of a button.



DIMENSIONS

Height	Width	Depth
Various	Various	Various

GENERAL

Origin	Lead Time
Australia	4-5 weeks



SPECIFICATIONS

Made in Australia

10 year warranty on components

5 year warranty on electrical

AFRDI certificate

620 – 1270mm desk height range

Low profile foot on C leg / modern square edge design profile

Weight rating: 160kg on straight desks, 240kg on corners and 120-degree desks

Linak three-part telescopic actuator with 38mm per second travel speed

Built-in Piezo anti-collision technology

 Bluetooth connectivity






ecf



1F Marine Parade
Abbotsford, Victoria
3067 Australia

T +61 (3) 9818 5444
F +61 (3) 9818 6655
info@ecf.com.au

 ecf.com.au
 ecf.hfa
 @ecf_hfa



SHIFT

The Sit to stand health benefits may include: lowering your risk of obesity, decreasing your risk of cardiovascular disease, reduce back pain, help improve mood and energy levels, and assist in productivity.



OPTIONS



Standard Controller: Paddle Up/Down Drive, 2 Memory Positions, LED Diode Reminder, Bluetooth connectivity.



Premium Controller: Paddle Up/Down Drive, 4 Memory Positions, LED Diode Reminder, Bluetooth connectivity, Height Display

Desk Control App (for iOS and Android)
Independent Screen

Autodrive feature where desk auto drives to a preset height by itself (Using the App)

Segregated Cable Ducting

Dual Screen

Leg to Screen Brackets

Straight C Leg or Straight T Leg

Colours include any Dulux powdercoat for the frame (Internal actuators will be either white or black)






ecf



1F Marine Parade
Abbotsford, Victoria
3067 Australia

T +61 (3) 9818 5444
F +61 (3) 9818 6655
info@ecf.com.au

 ecf.com.au
 ecf.hfa
 @ecf_hfa



SHIFT

The workstation is available in a variety of configurations allowing for straight, 90 and 120 degree angle desks



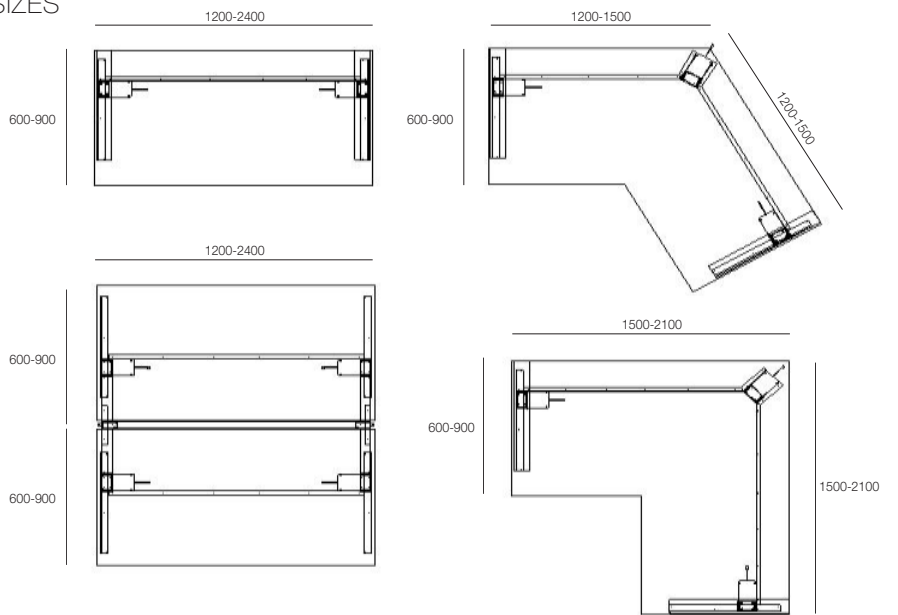
CONFIGURATIONS

Configurations include straight, 90 and 120 degree

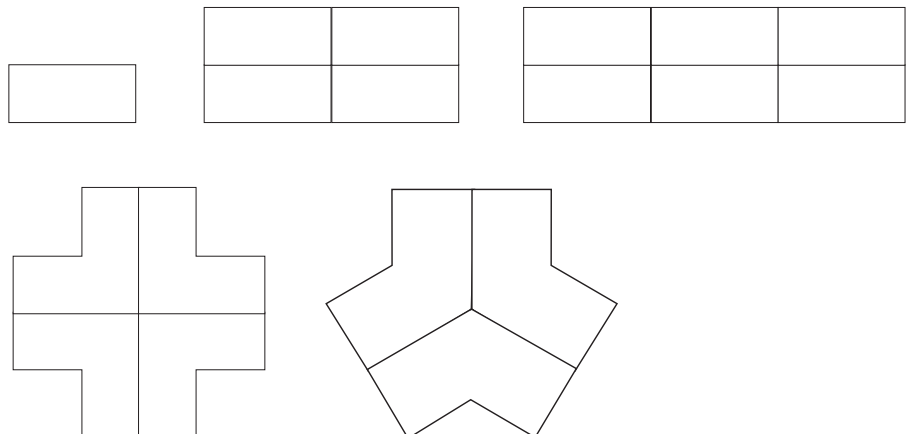
Seamless adaptability for add ons and re-configuration

Custom sizes available

SIZES



CONFIGURATIONS



SHIFT

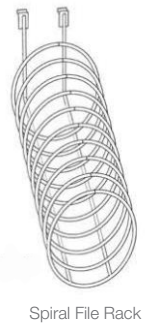
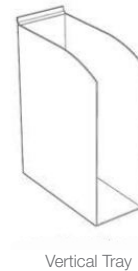
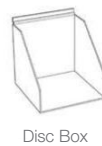
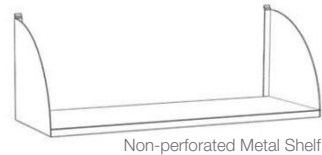
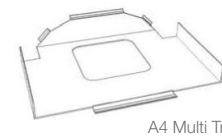
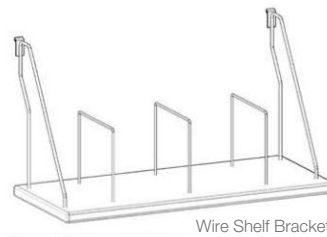
A range of accessories are available with our range of framed screens including: A4 portrait or landscape tray, wire shelf bracket with metal or melamine shelf, non-perforated metal shelf, coat hook, vertical tray, disc box & pencil tray. Accessory rails can be incorporated into the screen itself for added flexibility.



ACCESSORIES

Accessories compatible with framed screens include:

- Wire Shelves
- Metal Shelves
- Paper Trays
- Coat Hooks
- Pencil Trays
- Vertical and Spiral Racks



Accessory choice will vary based on screen choice

SHIFT


A range of screens are available to suit the workstation helping to prevent interruptions and assist in lowering noise levels.

Screen options include: 25, 30 and 55mm Thick ducted or Non Ducted, Acoustic & Fabric Wrapped.

Paired with a 55m Screen gives Trilogy an AFRDI rating




SCREENS



ACOUSTIC SCREEN

Available in 12 or 24mm thickness in various colours. Typically utilising Autex Cube range which can be put through a water-jet process to enable us to profile various shapes & sizes. Variety of desk mounting options available.



WRAP SCREEN

30mm thick fully upholstered frameless screen. Profiled to suit various shapes & sizes manufactured using a pinable substrate. Variety of desk mounting options available.



T55

55mm thick framed screen system. Finishes include upholstered fabric panels, glass, Perspex, Echo Panel / Cube, laminate & timber veneer with powder coated aluminium extruded frame.

Accessories include screen hung shelves, paper - pencil trays, name plates & accessory rail. T55 can also reticulate soft wiring & data through its segregated duct with the ability to mount GPO & Data outlets



T30

30mm thick framed screen system. Finishes include upholstered fabric panels, glass, Perspex, Echo Panel / Cube, laminate & timber veneer with powder coated aluminium extruded frame.

Accessories include paper - pencil trays, name plates & accessory rail.

ecf



1F Marine Parade
Abbotsford, Victoria
3067 Australia

T +61 (3) 9818 5444
F +61 (3) 9818 6655
info@ecf.com.au



ecf.com.au



ecf.hfa



@ecf_hfa

