

HFA

SHOALHAVEN



SHOALHAVEN

The Shoalhaven recliner is the ultimate patient chair. Designed to assist both patients confined to a chair as well as allowing easy access for staff to operate the chair. Soft touch fabrics are used on contact points to allow maximum comfort, while hard wearing fabrics used on external points. Armrest bumpers are also utilised to add protection. A battery operated version of this chair is also available for increased ease of use by the carer



DIMENSIONS

Height	Width	Depth
1100mm	830mm	900mm

SPECIFICATIONS

- Fully webbed seat
- Quality pressure sensitive foam
- Shaped backrest with lumbar and lateral support
- Adjustable/removable wings and neckrest provide lateral support
- An all-steel frame that is ideal for castors
- Hospital quality 4 locking/braked fitted castors

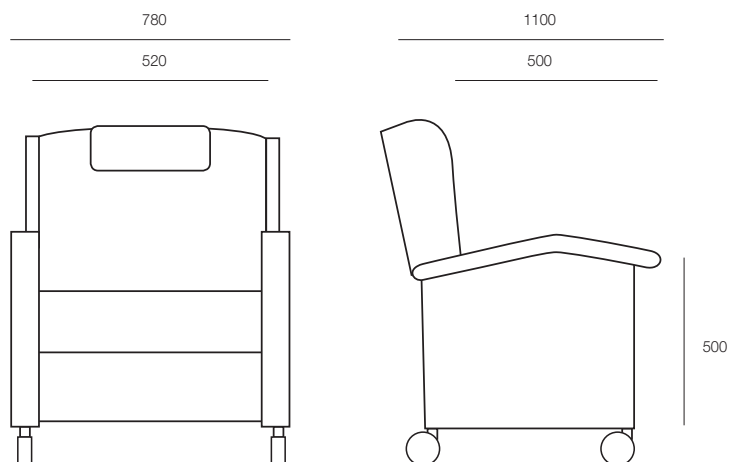
OPTIONS

- Power-recline system with battery operation

GENERAL




Origin	Lead Time
Australia	4 weeks

TECHNICAL DRAWINGS



1F Marine Parade
Abbotsford, Victoria
3067 Australia

T +61 (3) 9818 8400
F +61 (3) 9818 6655
info@hfa.com.au

 ecf.com.au
 ecf.hfa
 @ecf_hfa

