

mr. 24

sedus

+++ The comfortable swivel chair for 24-hour use +++



+ Its strengths at a glance.

High backrest with integrated lumbar support, height and depth adjustable

Similar mechanism with 32° opening angle, continuous adjustment and locking of backrest tilt

Sliding seat, depth adjustable up to 60 mm

3D adjustable armrests lock in any position

User weight up to 200 kg




Two adjustable neck supports

ecf



1F Marine Parade
Abbotsford, Victoria
3067 Australia

T +61 (3) 9818 5444
F +61 (3) 9818 6655
info@ecf.com.au

 ecf.com.au
 ecf.hfa
 @ecf_hfa



mr. 24

sedus

Use in 24-hour workplaces, such as control centres, places the highest demands on seating furniture. In developing the Sedus mr. 24 swivel chair these have been consistently met with perfect ergonomics, the highest quality standards and absolute robustness.

Seat and backrest upholstery are generously proportioned and robust, the adjustment functions extremely user-friendly and durable. Even for people weighing up to 200 kg, Sedus mr. 24 is ideal for use in three-shift operations.

The Similar mechanism guarantees movement of seat and backrest in full synchrony with the body, with a large opening angle up to 32 degrees. The backrest pressure can be individually adjusted.



Comfortable neck support. With leather cover and pleasantly soft upholstery, chrome-plated support, height adjustable by 50 mm.



Functional neck support. Tilt and height adjustable by 50 mm. With easy-care cover made of textured imitation leather, powder coated support black.

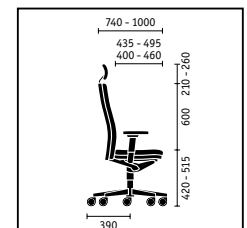
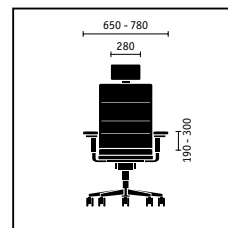
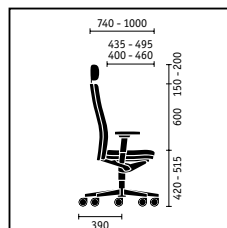
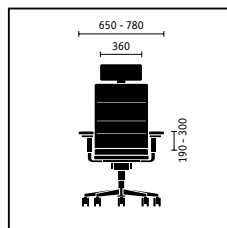
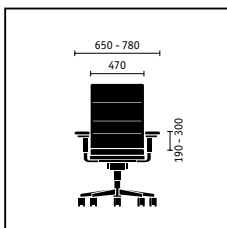


3D adjustable armrests. Extremely robust, optionally with leather covers. Lockable in any position, adjustable in height (110 mm), depth (80 mm) and width (2 x 50 mm to the inside and outside to adjust the clear width).

Upholstery. The generous seat/backrest upholstery has all-round edge protection. Available options: 13 leather colours, 12 "Crêpe" fabric colours, 9 "Set" fabric colours.



Lumbar adjustment. Perfect controls allow quick adjustment of the height and depth of the robust Schukra lumbar support to individual body size and weight.






ecf



1F Marine Parade
Abbotsford, Victoria
3067 Australia

T +61 (3) 9818 5444
F +61 (3) 9818 6655
info@ecf.com.au

 ecf.com.au
 ecf.hfa
 @ecf_hfa

