

ecf | COMMERCIAL WHITEBOARDS >



COMMERCIAL WHITEBOARDS

Hard-wearing magnetic surface for general use applications. Includes pen tray, with anodised aluminium extruded frame and corner concealed wall fixings



DIMENSIONS

Height	Width	Depth
Various	Various	Various

SPECIFICATIONS

Anodized aluminium frame
Pen tray
Concealed corner fixing
Surface commercial guarantee 5 years

OPTIONS

600mm L x 450mm H
900mm L x 600mm H
900mm L x 900mm H
1200mm L x 900mm H
1500mm L x 900mm H
1500mm L x 1200mm H
1800mm L x 900mm H
1800mm L x 1200mm H
2100mm L x 1200mm H
2400mm L x 1200mm H
3000mm L x 1200mm H
Special sizes can be made to order
Porcelain Whiteboards

GENERAL

Origin	Lead Time
Australia	3 weeks




TECHNICAL DRAWINGS

ecf



1F Marine Parade
Abbotsford, Victoria
3067 Australia

T +61 (3) 9818 5444
F +61 (3) 9818 6655
info@ecf.com.au

 ecf.com.au
 ecf.hfa
 @ecf_hfa

