

ecf | KELLY



# KELLY

A spacious and comfortable statement piece, perfectly suited to reception & break out areas, libraries and residential relaxed seating. Standard as a medium back with choice of 3 bases.



## DIMENSIONS

Height	Width	Depth
890mm	810mm	760mm

## SPECIFICATIONS

Selected fabrics must have a stretch

## OPTIONS

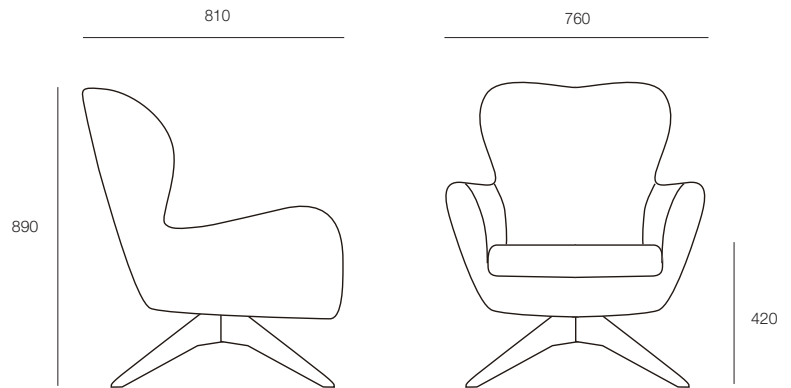
Bases:

- 4 star chrome swivel 4 leg timber fixed
- 4 star timber swivel (Ash timber clear polished or stained)


## GENERAL

Origin	Lead Time
Australia	6 weeks

## TECHNICAL DRAWINGS



## PRODUCT OPTIONS






ecf



1F Marine Parade  
Abbotsford, Victoria  
3067 Australia

T +61 (3) 9818 5444  
F +61 (3) 9818 6655  
info@ecf.com.au

 ecf.com.au  
 ecf.hfa  
 @ecf\_hfa

