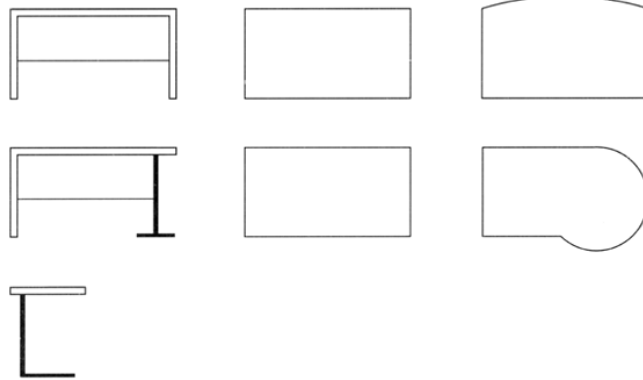


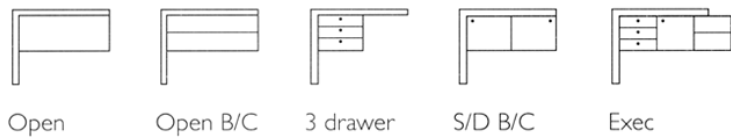


Mitchell Specifications

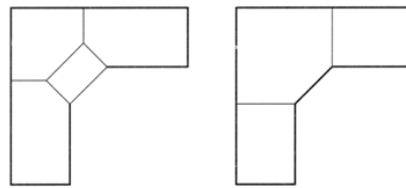
Desk	L	D	H
	1500	750	720
	1650	900	
	1800	1200	
	2100		
	2400		



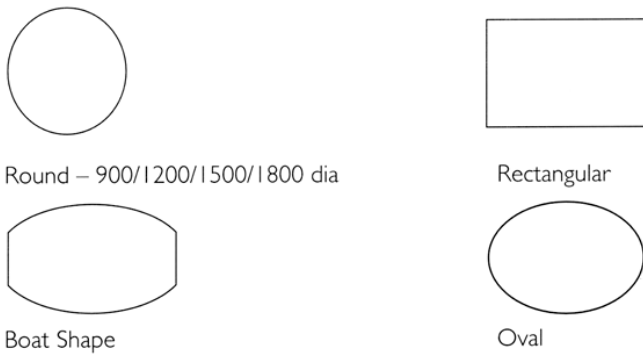
Returns	L	D	H
Open	900	450	720
Open Bookcase	1200	600	
3 drawer			
Sliding door Bookcase			
Executive – 3 drawer/single door bookcase			



Workstations	L	D	H
	1800x1800	600/600	720
	2100x1800	600/750	
	2100x2100	750/750	
	2400x2100		
	2400x2400		



Tables	L	D	H
Meeting	1800	900	720
Conference	2100	1200	
Boardroom	2400	1500	
	3000	1800	
	3600		
	4800		
	6000		



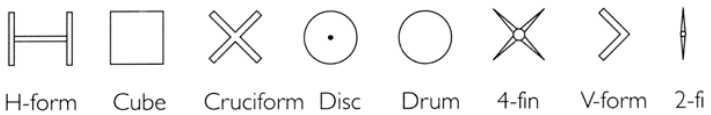
Round – 900/1200/1500/1800 dia

Rectangular

Boat Shape

Oval

*Optional linking
Bases



Pedestals, Credenzas, Bookcases and Wall Units available to match, See accessories.

Various finishes available



EASTERN COMMERCIAL FURNITURE

1F MARINE PARADE ABBOTSFORD VICTORIA 3067 AUSTRALIA
T +61 (3) 9818 5444 F +61 (3) 9818 6655 E info@ecf.com.au W ecf.com.au

