

ecf | KELLY



KELLY

A spacious and comfortable statement piece, perfectly suited to reception & break out areas, libraries and residential relaxed seating. Standard as a medium back with choice of 3 bases.



DIMENSIONS

Height	Width	Depth
890mm	810mm	760mm

SPECIFICATIONS

Selected fabrics must have a stretch

OPTIONS

Bases:

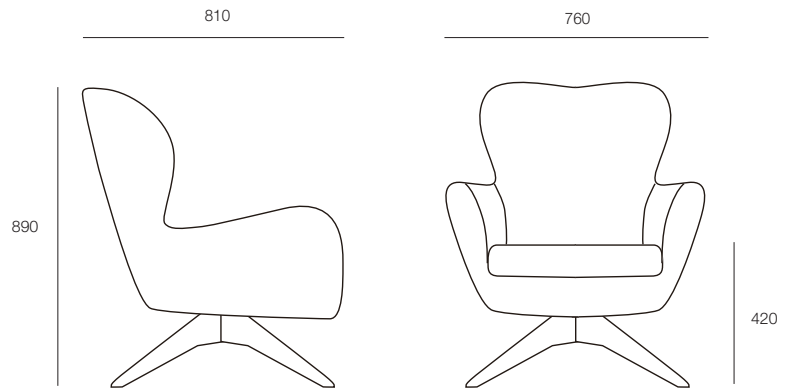
4 star chrome swivel 4 leg timber fixed

4 star timber swivel (Ash timber clear polished or stained)

GENERAL

Origin	Lead Time
Australia	6 weeks

TECHNICAL DRAWINGS



PRODUCT OPTIONS






ecf



1F Marine Parade
Abbotsford, Victoria
3067 Australia

T +61 (3) 9818 5444
F +61 (3) 9818 6655
info@ecf.com.au

 ecf.com.au
 ecf.hfa
 @ecf_hfa

